


## Author

Institution Hungerford Town Council  
 Department  
 Street  
 Postal code  
 City  
 Country United Kingdom  
 Contact  
 Phone  
 Email

Generated with **DataCollect Webreporter** version 1.0 at 07/22/2024 12:16:25

## Site

Name Salisbury Rd Sbd  
 Dir. Oncoming (name) North  
 Dir. Outgoing (name) South  
 Posted Speed Limit   
 Comment  
 Device type **DSD**

## Time Range

Start date 06/24/2024 06:00  
 End date 07/15/2024 15:59  
 Days Mo, Tu, We, Th, Fr, Sa, Su  
 Time Interval 60 minutes  
 Time / Day 00:00 - 23:59

## Speed Classes

[V in mph]

Time	Σ	10	20	30	40	50	60	70	80	90	100	110	>110
00:00-06:00	328	65	4	80	151	26	2	0	0	0	0	0	0
06:00-09:00	1281	40	19	390	737	91	4	0	0	0	0	0	0
15:00-19:00	2246	102	34	691	1298	119	2	0	0	0	0	0	0
06:00-22:00	7875	511	115	2568	4284	387	10	0	0	0	0	0	0
00:00-24:00	8504	627	123	2739	4570	433	12	0	0	0	0	0	0

## Calculated speeds

[V in mph]



**DSD SAFETY Success**

Vmin	Vavg	Vmax	V15	V50	V85	Vexc %
3	30	57	26	31	37	<b>59.0</b>

Vin	Vout	Vred	Vred %
<b>30</b>	<b>28</b>	-2	-7

## Descriptions

Vmin: Minimal velocity  
 Vavg: Average velocity  
 Vmax: Maximal velocity  
 V15: Critical velocity for the first 15% of vehicles  
 V50: Critical velocity for the first 50% of vehicles


V85: Critical velocity for the first 85% of vehicles  
 Vexc %: Speeding in %  
 Vin: Average inlet velocity  
 Vout: Average exit velocity  
 Vred: Average speed reduction between entry and exit velocity

## Author

Institution Hungerford Town Council  
Department  
Street  
Postal code  
City  
Country United Kingdom  
Contact  
Phone  
Email

Generated with **DataCollect Webreporter** version 1.0 at 07/22/2024 12:16:25

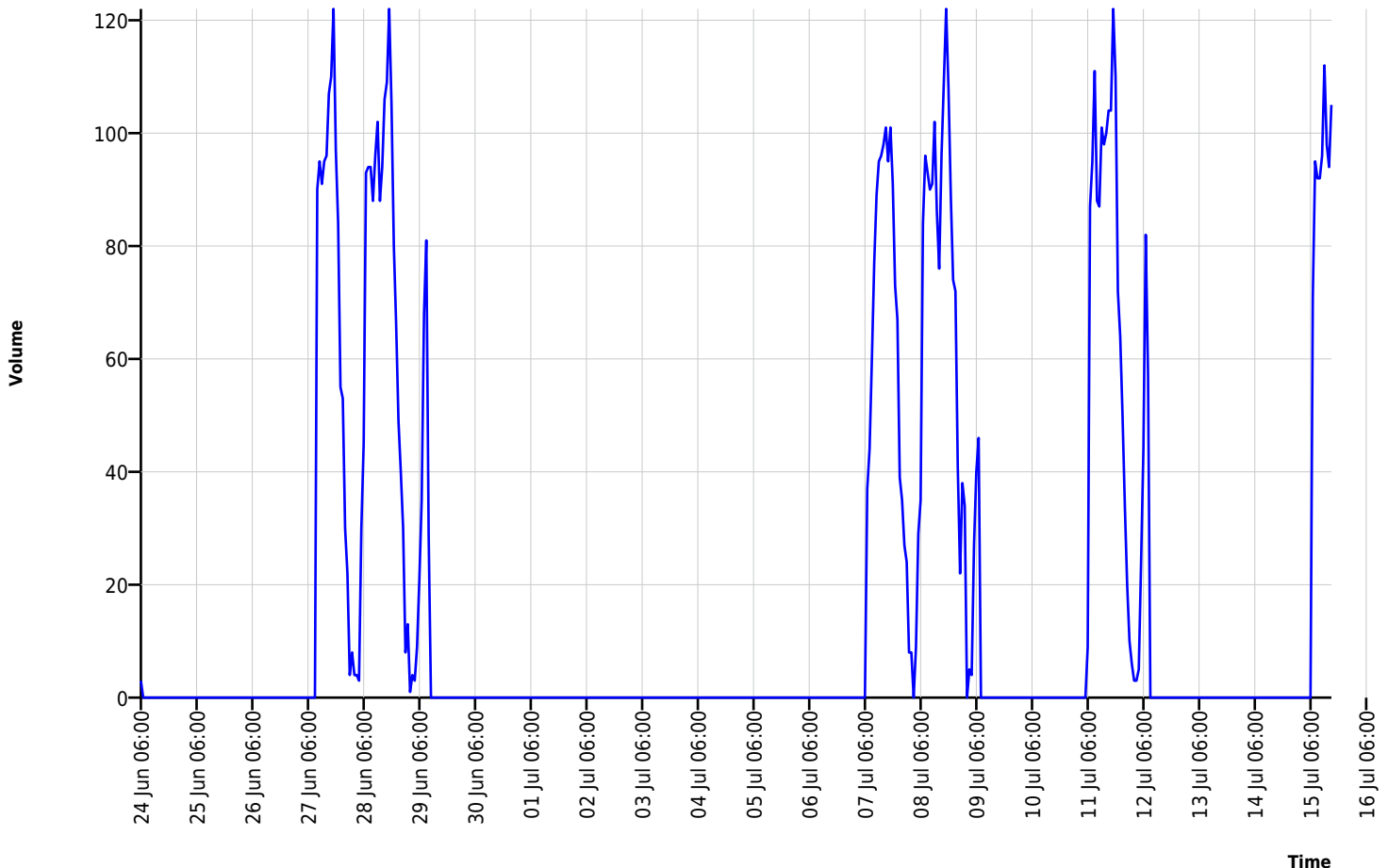
## Site

Name Salisbury Rd Sbd  
Dir. Oncoming (name) North  
Dir. Outgoing (name) South  
Posted Speed Limit   
Comment  
Device type **DSD**

## Time Range

Start date 06/24/2024 06:00  
End date 07/15/2024 15:59  
Days Mo, Tu, We, Th, Fr, Sa, Su  
Time Interval 60 minutes  
Time / Day 00:00 - 23:59

## Time / Volume graph




## Author

Institution **Hungerford Town Council**  
 Department  
 Street  
 Postal code  
 City  
 Country **United Kingdom**  
 Contact  
 Phone  
 Email

Generated with **DataCollect Webreporter** version 1.0 at 07/22/2024 12:16:25

## Site

Name **Salisbury Rd Sbd**  
 Dir. Oncoming (name) **North**  
 Dir. Outgoing (name) **South**  
 Posted Speed Limit   
 Comment  
 Device type **DSD**

## Time Range

Start date **06/24/2024 06:00**  
 End date **07/15/2024 15:59**  
 Days **Mo, Tu, We, Th, Fr, Sa, Su**  
 Time Interval **60 minutes**  
 Time / Day **00:00 - 23:59**

## Calc. Diagram




## Author

Institution Hungerford Town Council  
Department  
Street  
Postal code  
City  
Country United Kingdom  
Contact  
Phone  
Email

Generated with **DataCollect Webreporter** version 1.0 at 07/22/2024 12:16:25

## Site

Name Salisbury Rd Sbd  
Dir. Oncoming (name) North  
Dir. Outgoing (name) South  
Posted Speed Limit   
Comment  
Device type **DSD**

## Time Range

Start date 06/24/2024 06:00  
End date 07/15/2024 15:59  
Days Mo, Tu, We, Th, Fr, Sa, Su  
Time Interval 60 minutes  
Time / Day 00:00 - 23:59

## Speed histogram

